
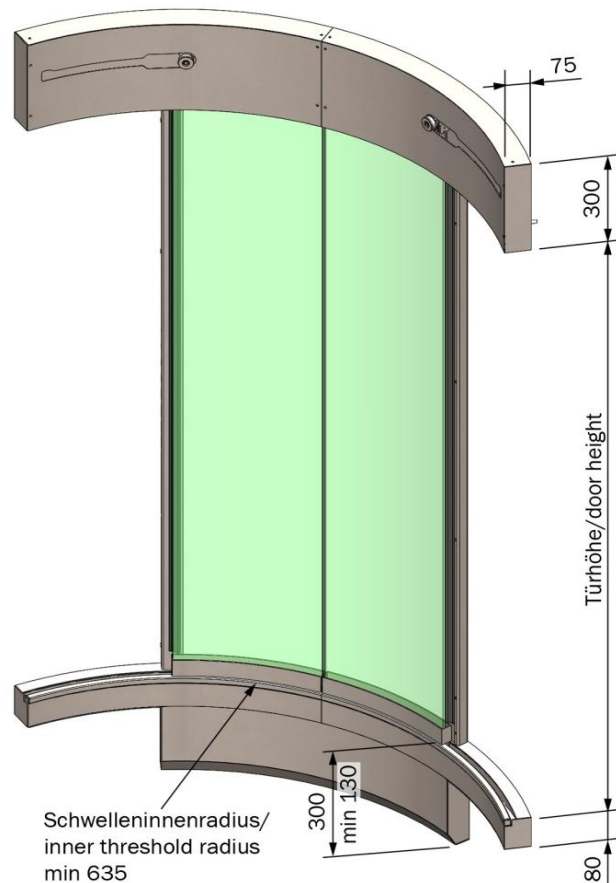


data specification for GBH glass door RSZ-K3 , door drive on top				GBH Design GmbH	
Company		Door width (mm)		Aufzugskomponenten	
Name		Door height (mm)		Am Branden 2	
Phone		Shaft-R (mm)		D-85256 Vierkirchen	
Fax		Apron height (mm)		Christian Gratzl	
e-Mail		Car door (Qty)		Telefon: +49 8139 9321-316	
Key word		Landing door (Qty)		Telefax: +49 8139 9321-301	
				www.gbh-design.de	
				send to: christian.gratzl@gbh-design.de	



EU type-examination certificate for locking device of landing door: EU-DL786

Landing door fixation

fixation directly to steel frame
 Details of fixation to be individually agreed.

technical description landing door:

- DW 700 bis 2000mm, DH 2000 bis 3000mm
- mechanism on top
- full glass door, VSG16 (bracket below)
- door lock: two hook bolt interlocks
- el. contact: IP20
- unlocking device in door header (triangle socket)
- pieces stainless steel or electrogalvanized
- attachment directly to the steel frame
- load: DW 900 / DH 2100 approx. 175kg

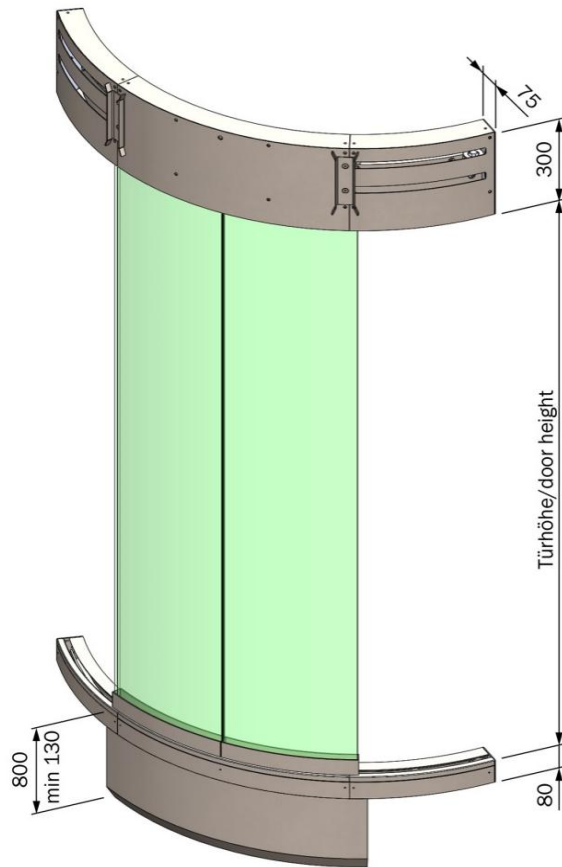
options:

- change apron height
- change of upper door frame width
- el. contact: IP67
- special attachment on customer's request
- covering behind area stainless steel
- door leaf stainless steel
- contact or emergency unlocking device
- special door frame



data specification for GBH glass door **RSZ-K3**, door drive on top

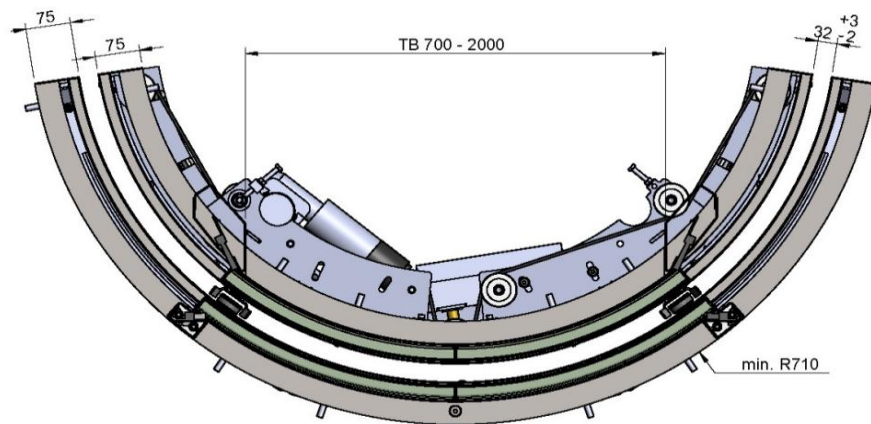
Car - door



Car - door - fixing

Fixation directly to the lift car
Details of fixation to be individually agreed.

Dimensions: Car and landing door



GBH Design GmbH	
Aufzugskomponenten	
Am Branden 2	
D-85256 Vierkirchen	
Christian Gratzl	
Telefon: +49 8139 9321-316	
Telefax: +49 8139 9321-301	www.gbh-design.de

send to: christian.gratzl@gbh-design.de

**technical description
car door:**

DW 700 - 2000mm, DH 2000 - 3000mm

mechanism on top

full glass door, VSG16 (bracket below)

drive Siemens AT40

el. contact: IP67

pieces stainless steel or electrogalvanized

attachment directly to the car

load: DW 900 / DH 2100 approx. 240kg

options:

door leaf stainless steel

change of apron height

change of upper door frame width

special attachment on customer's request

door-entrance on customer's request

light curtain with stainless steel bracket

car door-interlock

type Kronenberg DL1MO

GBH certificate locking device: G661

cover of back side in stainless steel